



### FEATURES

- Universal 90 - 264VAC or 120 - 370VDC Input voltage
- Operating ambient temperature range: -30°C to +70°C
- High efficiency, high reliability, long service life
- LED indicator for power on
- Output short circuit, over-current, over-voltage protection
- High I/O isolation test voltage up to 3000VAC
- Withstand 5G vibration test
- Operating altitude up to 5000m



This LM75-10Cxx series of power converter design features 3 output versions, which can independently supply 3 different loads in the system. The products can be used in harsh working environments with a room temperature range from -30°C to +70°C, without the need of a fan for further heat dissipation. In addition, the converters EMC immunity performance meets the requirements of IEC61000 standard and meet emission standard CISPR32/EN55032, class B without any external components, thus providing excellent EMC protection. The products also meet IEC/EN/UL62368, EN60335, GB4943 safety standards. The converters integrate a variety of protection features and offer a high-performance to low-cost ratio providing the best power solution for a variety of industries such as industrial control equipment, instrumentation and smart home and building equipment application.

### Selection Guide

Certification	Part No.*	Output Power	Nominal Output Voltage and Current (Vo/Io)			Working Current Range*			Efficiency at 230VAC (%) Typ.	Max. Capacitive Load (µF)		
			Vo1/Io1	Vo2/Io2	Vo3/Io3	Io1	Io2	Io3		Vo1	Vo2	Vo3
EN UKCA BIS	LM75-10C051212-28	69.6W	+5V/6.0A	+12V/2.8A	-12V/0.5A	0.6-7.0A	0.28-3.5A	0.05-1.0A	82	6000	2800	470
	LM75-10C051515-23	72W	+5V/6.0A	+15V/2.3A	-15V/0.5A	0.6-7.0A	0.23-3.5A	0.05-1.0A		6000	2300	470
	LM75-10C052412-15	73W	+5V/5.0A	+24V/1.5A	+12V/1.0A	0.5-6.0A	0.15-2.0A	0.1-1.5A	84	5000	1500	1000

Note: 1.\*Working current range: If any one of the 3 outputs arrive at the maximum current, the total output power cannot exceed the rated power and working time < 3s.  
2.\*Use suffix "Q" for conformal coating.

### Input Specifications

Item	Operating Conditions	Min.	Typ.	Max.	Unit
Input Voltage Range	AC input	90	--	264	VAC
	DC input	120	--	370	VDC
Input Frequency		47	--	63	Hz
Input Current	115VAC	--	--	1.7	A
	230VAC	--	--	0.9	
Inrush Current	115VAC	--	30	--	
	230VAC	Cold start	--	45	
Leakage Current	240VAC	<2.0mA			
Hot Plug		Unavailable			

### Output Specifications

Item	Operating Conditions	Min.	Typ.	Max.	Unit		
Output Voltage Accuracy	Full load range	Vo1	--	±2.0	--	%	
		Vo2	LM75-10C051212-28	--	±6.0		--
			LM75-10C051515-23	-4.0	--		+8.0
			LM75-10C052412-15	--	±6.0		--
		Vo3	LM75-10C051212-28	--	±5.0		--
			LM75-10C051515-23	--	±5.0		--
LM75-10C052412-15	--		±6.0	--			

Line Regulation	Full load	Vo1	--	±1.0	--	%	
		Vo2	LM75-10C051212-28	--	±1.0		--
			LM75-10C051515-23	--	±1.0		--
			LM75-10C052412-15	--	±1.0		--
		Vo3	LM75-10C051212-28	--	±1.0		--
			LM75-10C051515-23	--	±1.0		--
LM75-10C052412-15	--		±2.0	--			
Load Regulation	10% - 100% load (Balanced load)	Vo1	--	±1.0	--	%	
		Vo2	LM75-10C051212-28	--	±5.0		--
			LM75-10C051515-23	--	±5.0		--
			LM75-10C052412-15	--	±5.0		--
		Vo3	LM75-10C051212-28	--	±1.0		--
			LM75-10C051515-23	--	±1.0		--
LM75-10C052412-15	--		±5.0	--			
Ripple & Noise*	20MHz bandwidth (peak-peak value)	Vo1	--	80	--	mV	
		Vo2	LM75-10C051212-28	--	120		--
			LM75-10C051515-23	--	150		--
			LM75-10C052412-15	--	150		--
		Vo3	LM75-10C051212-28	--	80		--
			LM75-10C051515-23	--	80		--
LM75-10C052412-15	--		150	--			
Temperature Coefficient	Vo1	--	±0.03	--	%/°C		
Voltage Adjustable Range*	Vo1	4.75	--	5.50	VDC		
Switching Delay Time	Rated input voltage	--	--	3.0	s		
Output Voltage Rise Time	115/230VAC	--	--	100	ms		
Hold-up Time	115VAC	5	--	--			
	230VAC	30	--	--			
Min. Load		Refer to the working current range					
Short Circuit Protection*	Recovery time <5s after the short circuit disappear	Hiccup, continuous, self-recover					
Over-current Protection	3 outputs with balanced load	110% ≤ I <sub>o</sub> , self-recover					
Over-voltage Protection		5.75VDC ≤ Vo1 ≤ 6.75VDC (Output hiccup)					
Note: 1.*The "Tip and barrel method" is used for ripple and noise test, output parallel 47uF electrolytic capacitor and 0.1uF ceramic capacitor, please refer to Enclosed Switching Power Supply Application Notes for specific information; 2.*When Vo1 working in the adjustable range, the output power please refer to power derating curve and should not be exceed the rated output power; 3.*Vo3 cannot stay in short circuit for long time.							

## General Specifications

Item	Operating Conditions	Min.	Typ.	Max.	Unit
Isolation Voltage	Input - Output	3000	--	--	VAC
	Input - ⊕	2000	--	--	
	Output - ⊕	500	--	--	
Insulation Resistance	Input - Output	100	--	--	MΩ
	Input - ⊕	100	--	--	
	Output - ⊕	100	--	--	
Operating Temperature		-30	--	+70	°C
Storage Temperature		-40	--	+85	
Operating Humidity	Non-condensing	20	--	90	%RH
Storage Humidity		10	--	95	
Power Derating	Input voltage derating	90VAC - 115VAC	0.8	--	%VAC
		115VAC - 264VAC	0	--	

		120VDC - 160VDC	0.5	--	--	%VDC
		160VDC - 370VDC	0	--	--	
	Operating temperature derating	-30°C to +40°C	0	--	--	% / °C
		+40°C to +70°C	2.0	--	--	
Safety Standard	EN62368-1, IS13252 (Part1) safety approved & BS EN 62368-1(Report) Design refer to UL/IEC62368-1, EN60335-1, GB4943.1					
Safety Class	CLASS I					
MTBF	MIL-HDBK-217F@25°C	>300,000 h				

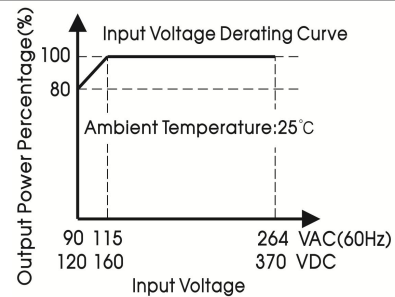
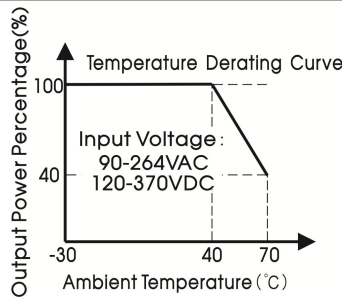
### Physical Specifications

Case Material	Metal (AL1100, SGCC)
Dimension	129.00 x 97.00 x 30.00 mm
Weight	320g (Typ.)
Cooling Method	Free air convection

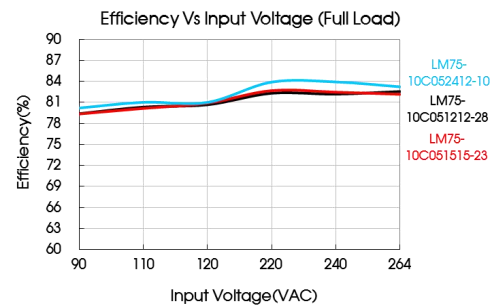
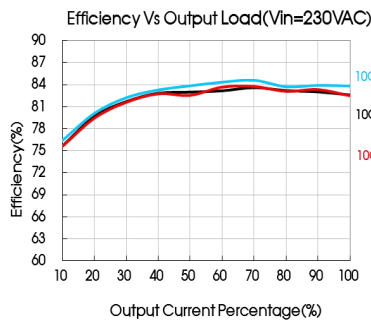
### EMC Specifications

Emissions	CE	CISPR32/EN55032	CLASS B	
	RE	CISPR32/EN55032	CLASS B	
	Harmonic current	IEC/EN61000-3-2	CLASS A	
Immunity	ESD	IEC/EN61000-4-2	Contact ±6KV/Air ±8KV	perf. Criteria A
	RS	IEC/EN61000-4-3	10V/m	perf. Criteria A
	EFT	IEC/EN61000-4-4	±2KV	perf. Criteria A
	Surge	IEC/EN61000-4-5	line to line ±2KV/line to ground ±4KV	perf. Criteria A
	CS	IEC/EN61000-4-6	10 Vr.m.s	perf. Criteria A
	Voltage dips, short interruptions and voltage variations	IEC/EN61000-4-11	0%,70%	perf. Criteria B

### Product Characteristic Curve

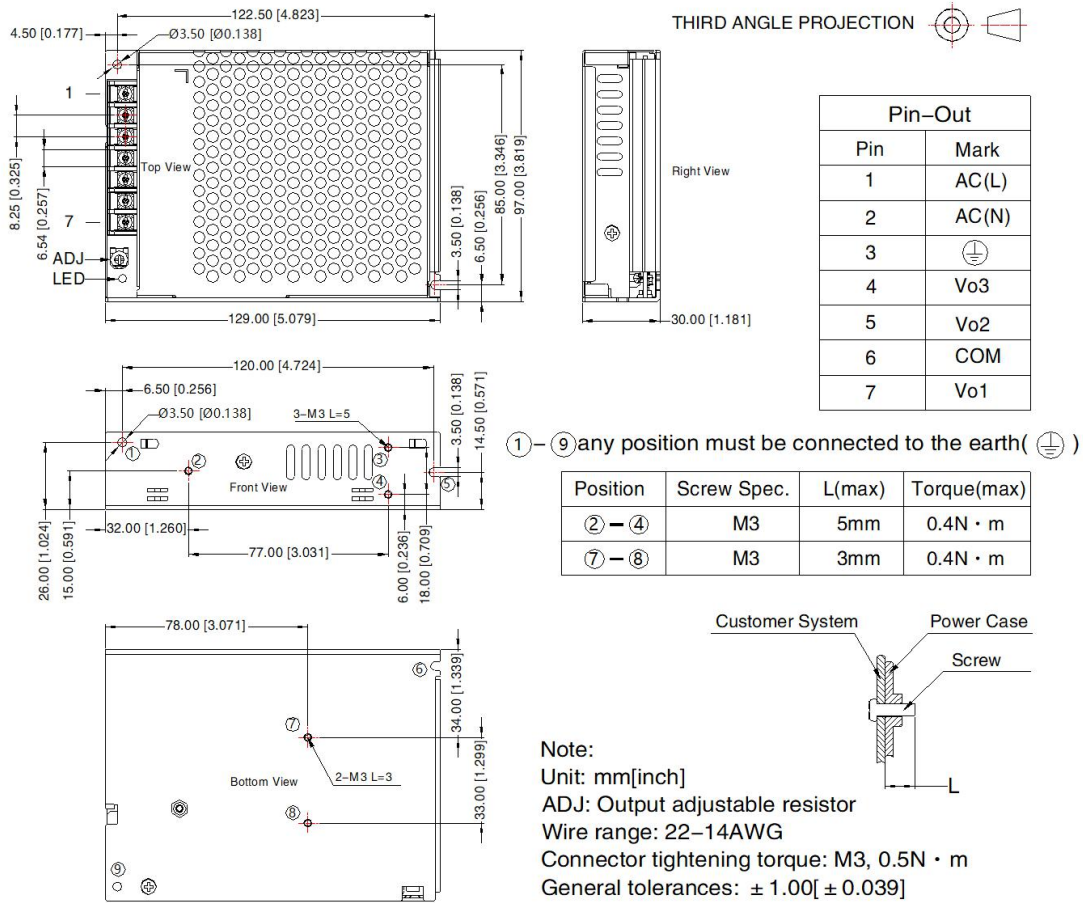


- Note: 1. With an AC input voltage between 90 -115VAC and a DC input between 120 -160VDC the output power must be derated as per the temperature derating curves,  
2. This product is suitable for applications using natural air cooling; for applications in closed environment please consult Mornsun FAE.



Dimensions and Recommended Layout

LM75-10Cxx, LM75-10Cxx-Q Series



Note:

- For additional information on Product Packaging please refer to [www.mornsun-power.com](http://www.mornsun-power.com). Packaging bag number: 58220065 ;
- Unless otherwise specified, parameters in this datasheet were measured under the conditions of Ta=25°C, humidity<75%RH with nominal input voltage and rated output load;
- All index testing methods in this datasheet are based on our company corporate standards;
- In order to improve the efficiency, there will be audible noise generated when work at light load, but it does not affect product performance and reliability;
- We can provide product customization service, please contact our technicians directly for specific information;
- Products are related to laws and regulations: see "Features" and "EMC";
- The out case needs to be connected to PE (⊕) of system when the terminal equipment in operating;
- CAUTION: Double pole, neutral fusing. Disconnect mains before servicing. / ATTENTION: Double pôle/fusible sur le neutre. Débrancher l'alimentation avant l'entretien;
- Our products shall be classified according to ISO14001 and related environmental laws and regulations, and shall be handled by qualified units;
- The power supply is considered a component which will be installed into a terminal equipment. All EMC tests should be confirmed with the final equipment. Please consult our FAE for EMC test operation instructions.

Mornsun Guangzhou Science & Technology Co., Ltd.

Address: No. 5, Kehui St. 1, Kehui Development Center, Science Ave., Guangzhou Science City, Huangpu District, Guangzhou, P. R. China  
Tel: 86-20-38601850 Fax: 86-20-38601272 E-mail: info@mornsun.cn www.mornsun-power.com