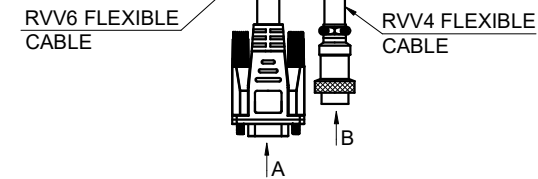
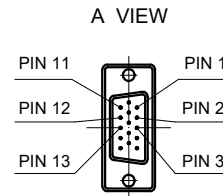
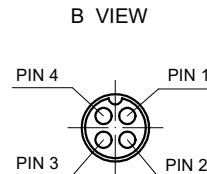
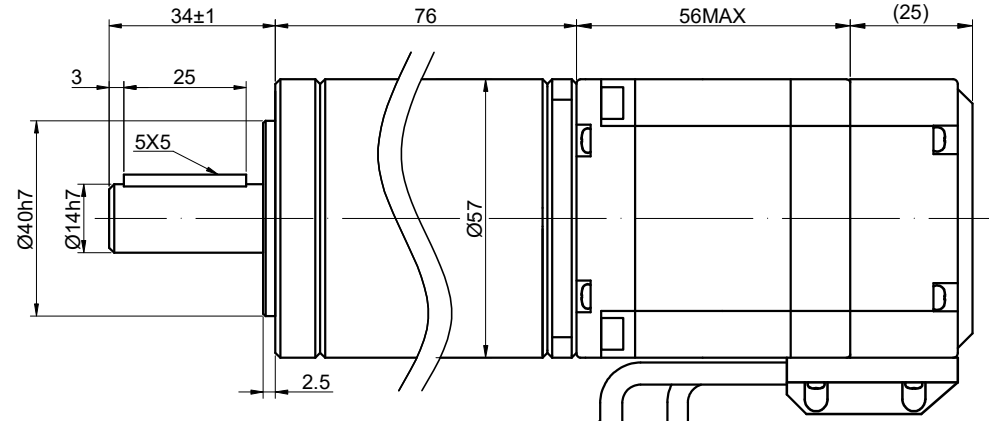
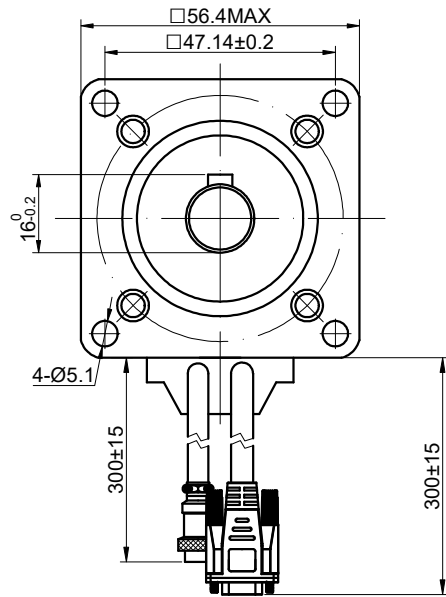


MODEL NO.	23HS22-HG100-E1000	DWG NO.	A1191
-----------	--------------------	---------	-------

CUSTOMER'S MODEL: NO MODEL
END COVER COLOR: BLACK

REV.	REVISION RECORD	BY	DATE
0	ORIGIN	LDJ	9.20.2023



SPECIFICATION	CONNECTION	BIPOLAR
AMPS/PHASE		4.00
RESISTANCE/PHASE(Ohms)@25°C		0.50±10%
INDUCTANCE/PHASE(mH)@1KHz		1.70±20%
HOLDING TORQUE w/o GEARBOX(Nm)[lb-in]		1.20[10.63]
STEP ANGLE w/o GEARBOX(°)		1.80
GEAR RATIO		100
GEAR EFFICIENCY		75%
BACKLASH@NO-LOAD(arcmin)		<=30
MAX.PERMISSIBLE TORQUE(Nm)		25.00[221.27]
MOMENT PERMISSIBLE TORQUE(Nm)		50.00[442.54]
AMBIENT TEMPERATURE		-10°C~50°C[14°F~122°F]
INSULATION CLASS		B 130°C[266°F]
TEMPERATURE RISE		MAX.80°C

COMMENT:
1.DYNAMIC AXIAL LOAD: 100N MAX
2.DYNAMIC RADIAL LOAD @ SHAFT LENGTH 20mm: 250N MAX
3.TMBF 6000h OR MORE @ 24V/300RPM
4.INSULATION RESISTANCE (NORMAL TEMPERATURE AND HUMIDITY): 100 Mohm
5.DIELECTRIC STRENGTH 500VAC FOR 1MIN.(BETWEEN THE MOTOR COILS AND THE MOTOR CASE)

ENCODER RESOLUTION:1000CPR						
DESCRIPTION	EA+	VCC	GND	EB+	EB-	EA-
15-PIN DB MALE PLUG	1	2	3	11	12	13

MOTOR CONNECTION			
PIN NO	BIPOLAR	LEADS	WINDING
1	A+		A+
2	A-		A-
3	B+		B+
4	B-		B-

FULL STEP 2 PHASE-EX.,WHEN FACING MOUNTING END (X)				
STEP	A+	B+	A-	B-
1	+	+	-	-
2	-	+	+	-
3	-	-	+	+
4	+	-	-	+

DIMENSIONS ARE IN MILLIMETERS.
TOLERANCES AS BELOW:
DECIMALS ANGLES
X ±0.5 ±2°
X.X ±0.25
X.XX ±0.13

THIRD ANGLE PROJECTION

STEPPERONLINE®

STEPPER MOTOR

23HS22-HG100-E1000

THIS DOCUMENT SHALL NOT BE REPRODUCED NOR SHALL THE INFORMATION CONTAINED HEREIN BE USED BY OR DISCLOSED TO OTHERS UNLESS EXPRESSLY AUTHORIZED IN BY WRITING STEPPERONLINE.

SIGNATURE		DATE
DRN	LDJ	9.20.2023
APVD	ZPJ	9.20.2023

REV.	0	SCALE	1:1	DWG NO.	A1191
------	---	-------	-----	---------	-------