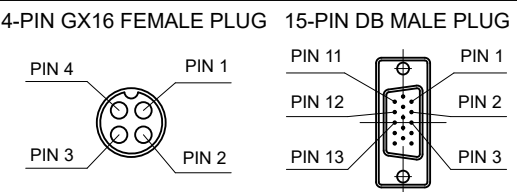
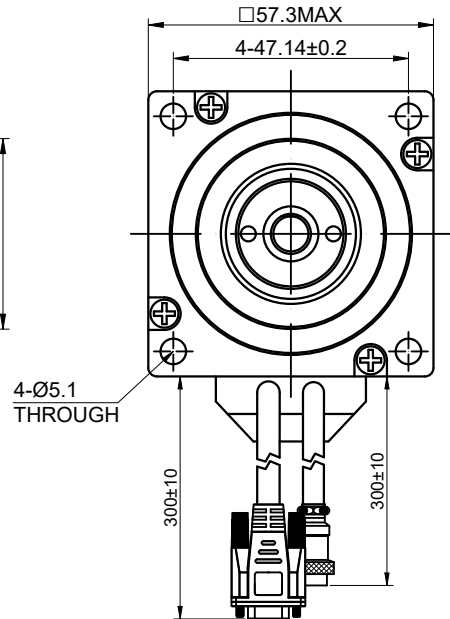
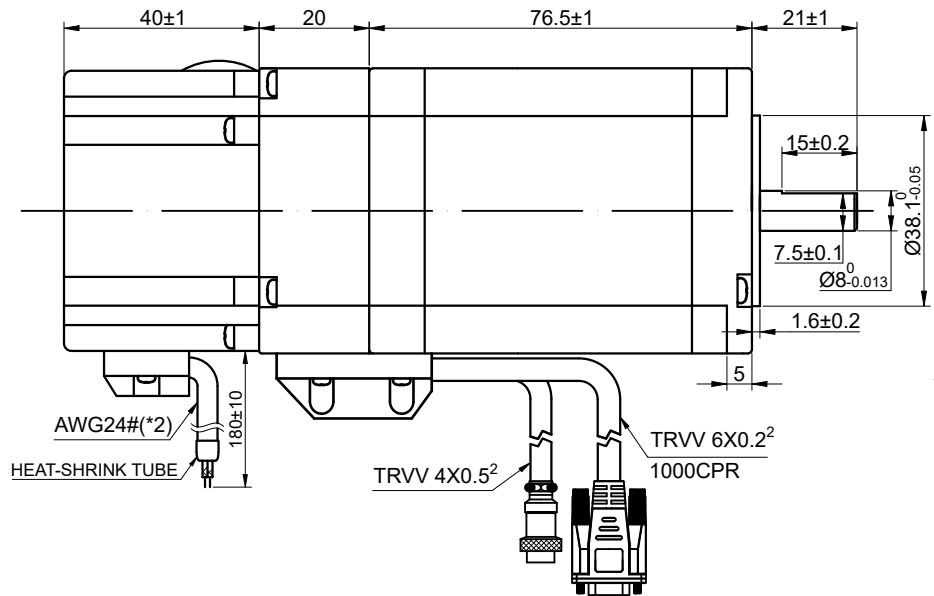
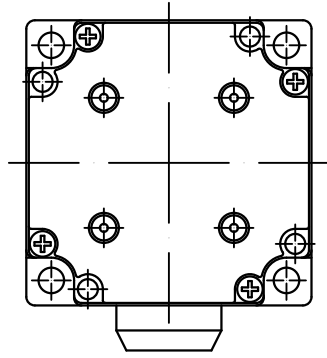


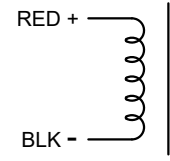
REV.	REVISION RECORD	BY	DATE
0	ORIGIN	MYX	6.27.2025

CUSTOMER'S MODEL: NO MODEL  
 END COVER COLOR: BLACK



BRAKE CONNECTIONS  
 24V 2.8N.m

15-PIN DB MALE PLUG	1	2	3	11	12	13
DESCRIPTION	EA+	VCC	GND	EB+	EB-	EA-



MOTOR CONNECTION			
PIN NO	BIPOLAR	LEADS	WINDING
1	A+		
2	A-		
3	B+		
4	B-		

SPECIFICATION	CONNECTION	BIPOLAR
AMPS/PHASE		5.00
RESISTANCE/PHASE(Ohms)@25°C		0.42±10%
INDUCTANCE/PHASE(mH)@1KHz		1.70±20%
HOLDING TORQUE(Nm)[lb-in]		2.00 [17.71]
STEP ANGLE(°)		1.80
STEP ACCURACY(NON-ACCUM)		±5.00%
ROTOR INERTIA(g-cm²)		480
WEIGHT(Kg)[lb]		—
AMBIENT TEMPERATURE		-10°C~50°C[14°F~122°F]
INSULATION CLASS		B 130°C[266°F]
TEMPERATURE RISE		MAX.80°C

COMMENT:  
 1.DYNAMIC AXIAL LOAD: 15N MAX  
 2.DYNAMIC RADIAL LOAD @ SHAFT LENGTH 20mm: 75N MAX  
 3.TMBF 6000h OR MORE @ 24V/300RPM  
 4.INSULATION RESISTANCE (NORMAL TEMPERATURE AND HUMIDITY): 100 Mohm  
 5.DIELECTRIC STRENGTH 500VAC FOR 1MIN.(BETWEEN THE MOTOR COILS AND THE MOTOR CASE )

FULL STEP 2 PHASE-Ex.,WHEN FACING MOUNTING END (X)						DIMENSIONS ARE IN MILLIMETERS. TOLERANCES AS BELOW:	
STEP	A+	B+	A-	B-		CCW	DECIMALS
1	+	+	-	-			ANGLES ±2°
2	-	+	+	-			X ±0.5
3	-	-	+	+			X.X ±0.25
4	+	-	-	+			X.XX ±0.13

THIS DOCUMENT SHALL NOT BE REPRODUCED NOR SHALL THE INFORMATION CONTAINED HEREIN BE USED BY OR DISCLOSED TO OTHERS UNLESS EXPRESSLY AUTHORIZED IN BY WRITING STEPPERONLINE.			SIGNATURE	DATE
DRN	MYX	6.27.2025		
APVD	LJ	6.27.2025		

**STEPPERONLINE®**

**STEPPER MOTOR**

**23HS30-5004D-E1000-B280**

REV.	0	SCALE	2:3	DWG NO.	A4709
------	---	-------	-----	---------	-------