

无刷直流减速电机 BLDC GEAR MOTOR

200W 90mm(GU)



电机型号/性能List of motor characteristics

电机型号 Motor Model	电压 Voltage V	功率 Power W	空载电流 No load Current A	空载转速 No load Speed RPM	额定电流 Rated Current A	额定转速 Rated Speed RPM	额定扭矩 Rated Torque N.m	有否 Hall(Y/N)	电机寿命 Life(Hours)
F55B200-24GU-30S	24	200	1.4	4100	10.5	3000	0.64	Both	> 5000
F55B200-48GU-30S	48	200	0.7	4100	5.5	3000	0.64	Both	> 5000
F55B200-220GU-30S	220(AC)	200	0.4	4100	2.3	3000	0.64	Both	> 5000

减速箱减速比/性能对照表 Gear reduction ratio/performance comparison----F55B220-24GU-30S

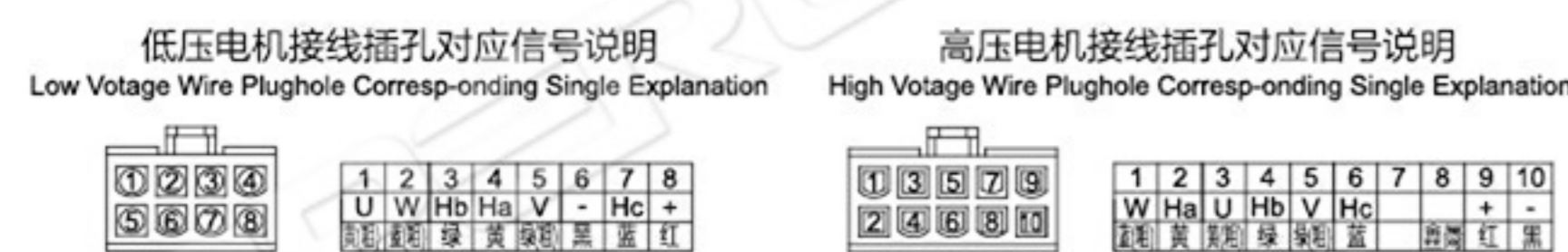
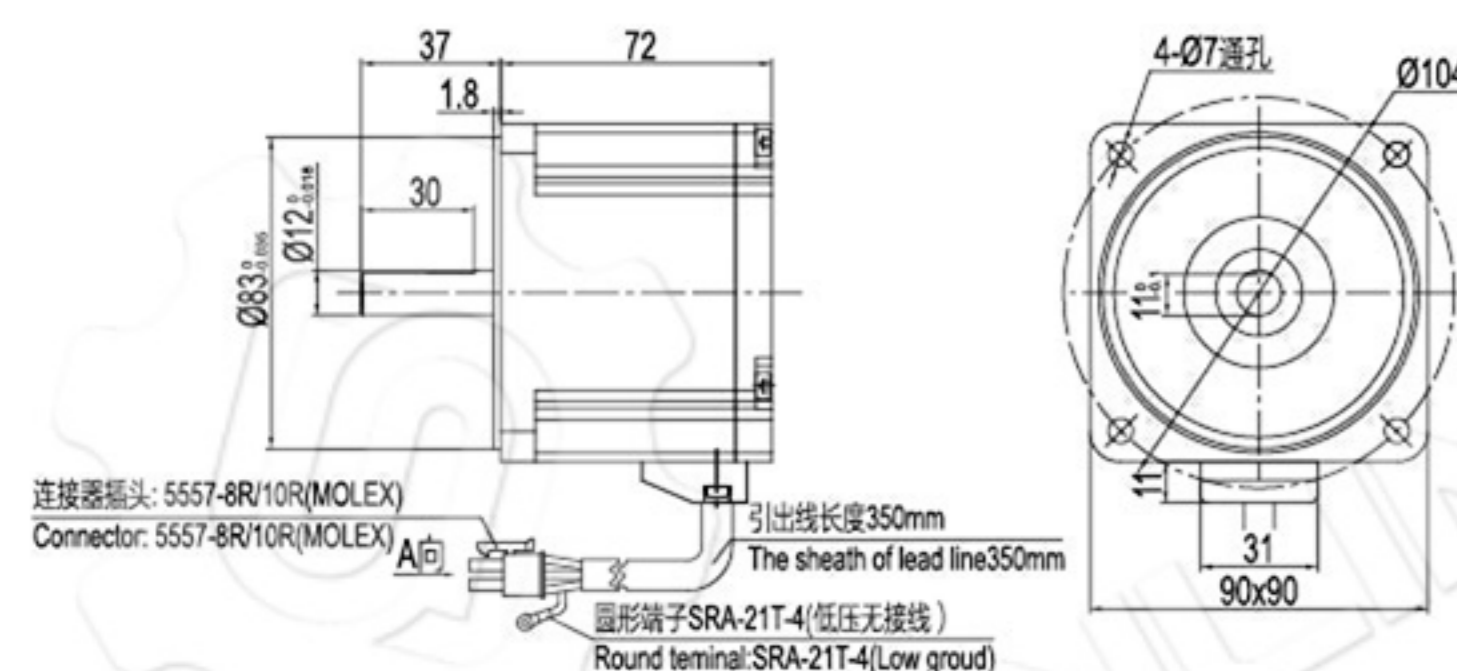
减速比 Gear Ratio	3	3.6	5	6	7.5	9	10	12.5	15	18	20	25	30	36	40	50	60	75	90	100	120	150	180	200
转速 r/min Speed	1000	833	600	500	400	333	300	240	200	167	150	120	100	83	75	60	50	40	33	30	25	20	17	15
容许转矩 N.m Torque	1.55	1.86	2.58	3.09	3.87	4.64	5.18	5.81	6.97	8.37	8.4	10.51	12.61	15.13	16.81	20.0	20.0	20.0	20.0	20.0	20.0	20.0	20.0	20.0

- 表中转速是以电机的平均转速为基数除以减速比而算出的数值。实际转速将随负载大小而变化，变化范围 2-20%。
- 表中 色框表示输出轴的旋转方向与电机旋转方向相反。
- 表中转矩是以电机额定转矩 × 减速比 × 传动效率计算而得。
- In the table, the speed is calculated from the base of the motor's average speed divided by the deceleration ratio. The actual speed will vary with the load, ranging from 2% to 20%.
- The box in the table indicates that the rotation direction of the output axis is opposite to that of the motor.
- Table transfer torque is calculated from motor rated torque * deceleration ratio * transmission efficiency.

尺寸图 DIMENSIONAL DRAWING

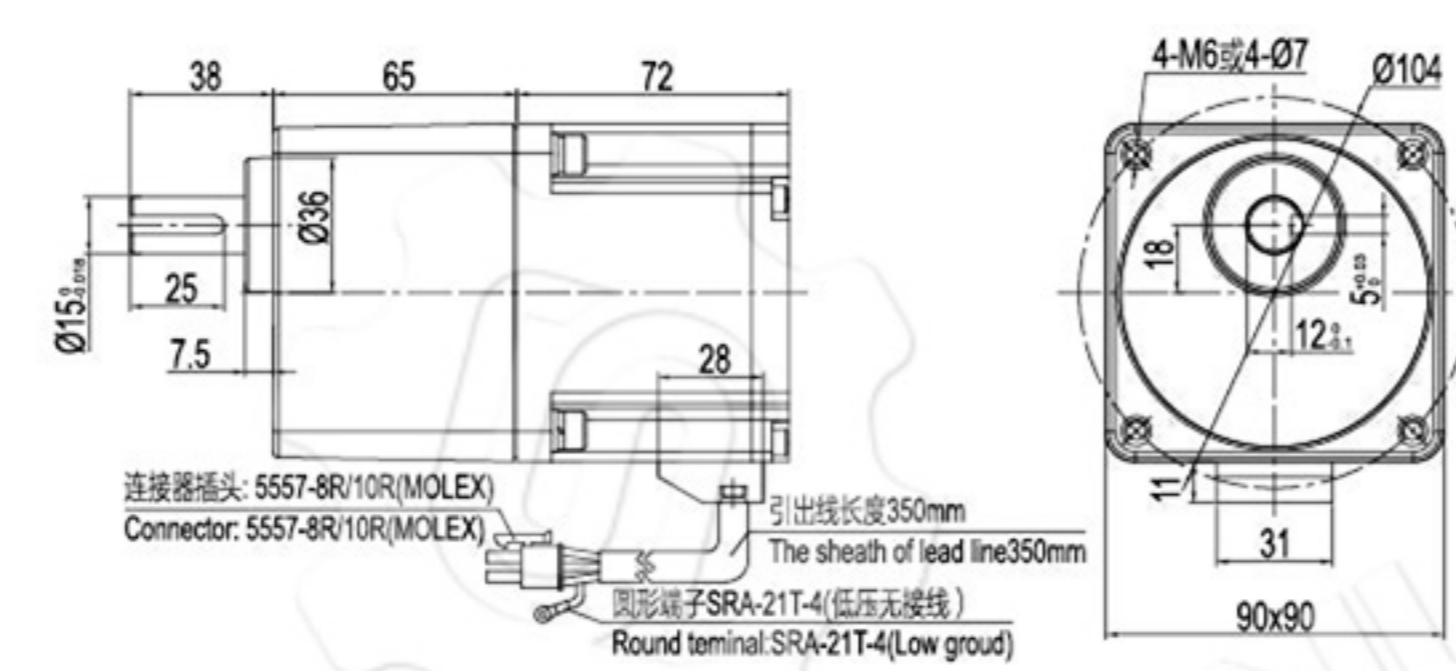
圆轴电机

重量 Weight: 2.48kg



组合: 电机 + 标准齿轮箱

重量 Weight: 4.01kg



●中间齿轮箱，高度 42mm。Decimal Gearhead, height of 42mm.
电动机外形与齿轮轴型相同，减速比 10。5GN10X

STEPPERONLINE®

无刷直流减速电机 BLDC GEAR MOTOR

200W 104mm



电机型号/性能List of motor characteristics

电机型号 Motor Model	电压 Voltage V	功率 Power W	空载电流 No load Current A	空载转速 No load Speed RPM	额定电流 Rated Current A	额定转速 Rated Speed RPM	额定扭矩 Rated Torque N.m	有否 Hall(Y/N)	电机寿命 Life(Hours)
F6B200-24GU-30S	24	200	2	3400	11	3000	0.64	Both	> 5000
F6B200-48GU-30S	48	200	1	3400	5.5	3000	0.64	Both	> 5000
F6B200-220GU-30S	220(AC)	200	0.5	3400	2.3	3000	0.64	Both	> 5000

减速箱减速比/性能对照表 Gear reduction ratio/performance comparison----F6B200-24GU-30S

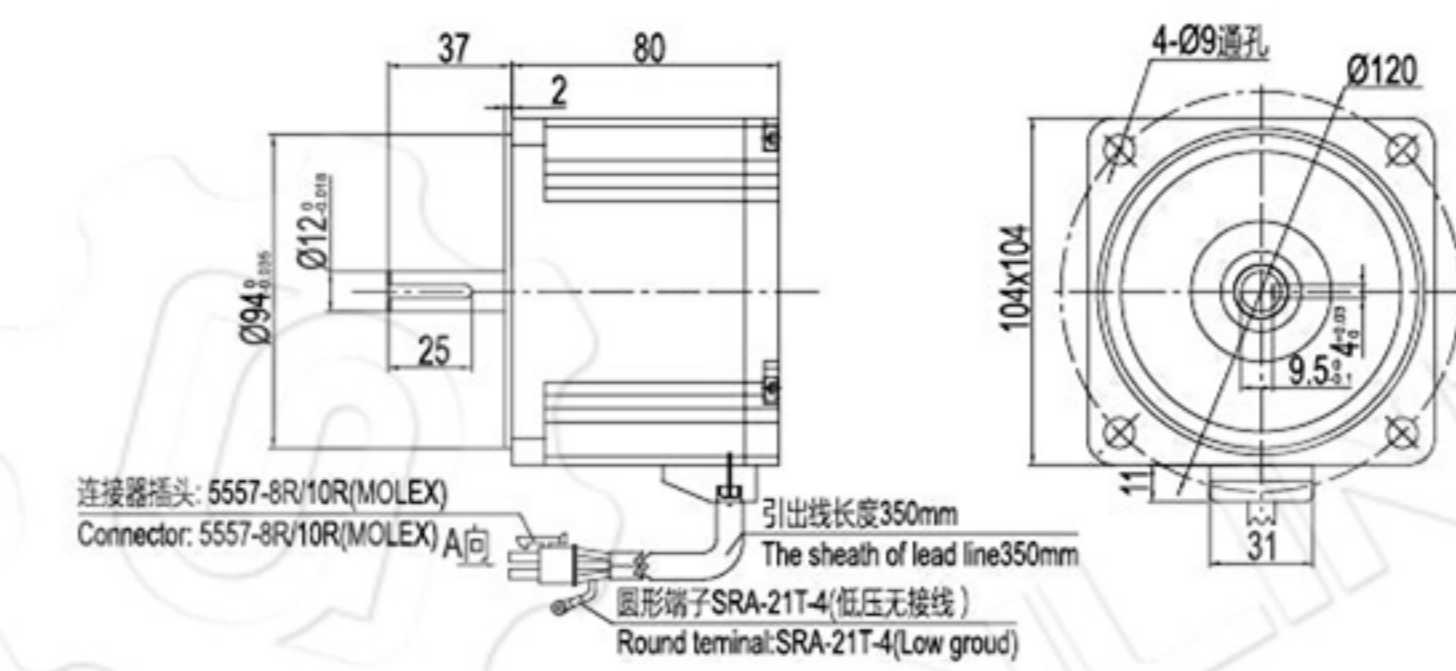
减速比 Gear Ratio	3	3.6	5	6	7.5	9	10	12.5	15	18	20	25	30	36	40	50	60	75	90	100	120	150	180	200
转速 r/min Speed	1000	833	600	500	400	333	300	240	200	167	150	120	100	83	75	60	50	40	33	30	25	20	17	15
容许转矩 N.m Torque	1.55	1.86	2.58	3.09	3.87	4.64	5.18	5.81	6.97	8.37	8.4	10.51	12.61	15.13	16.81	21.01	25.21	31.52	37.82	40.0	40.0	40.0	40.0	40.0

- 表中转速是以电机的平均转速为基数除以减速比而算出的数值。实际转速将随负载大小而变化，变化范围 2-20%。
- 表中 色框表示输出轴的旋转方向与电机旋转方向相反。
- 表中转矩是以电机额定转矩 × 减速比 × 传动效率计算而得。
- In the table, the speed is calculated from the base of the motor's average speed divided by the deceleration ratio. The actual speed will vary with the load, ranging from 2% to 20%.
- The box in the table indicates that the rotation direction of the output axis is opposite to that of the motor.
- Table transfer torque is calculated from motor rated torque * deceleration ratio * transmission efficiency.

尺寸图 DIMENSIONAL DRAWING

圆轴电机

重量 Weight: 3.3kg



组合: 电机 + 标准齿轮箱

重量 Weight: 5.36kg

