感应减速电机
INDUCTION GEAR MOTOR

60W
90mm

●电机型号/性能 List of motor characteristics

电机型号 Motor Model		输出功率 Output Power	电压 Voltage	频率 Frequenc	电流 Current	额定转速 Rated Speed	额定转矩 Rated Torque	启动转矩 Starting Torque	运行电容 Capacitor
齿轮轴型 Pinion Shaft	圆轴型 Round Shaft	W	V	Hz	A	r/min	mN.m	mN.m	μF/VAC
5IK60GN-CF	5IK60A-CF	60	1ph220	50	0.50	1350	427	384	4.0/450
				60	0.54	1550	353	384	
5IK60GN-AF	5IK60A-AF	60	1ph110	50	0.91	1350	431	349	15.0/250
				60	1.01	1550	355	360	
5IK60GN-SF	5IK60A-SF	60	3ph220	50	0.38	1350	465	1110	/
				60	0.35	1550	390	840	
5IK60GN-S3F	5IK60A-S3F	60	3ph380	50	0.22	1350	464	1080	/
				60	0.20	1550	390	837	

●各种安全规格以电机铭牌上的型号名取得认证。
●注 :"-A" 型号中电压为 110V 时 , 配置电容器容量以实际铭牌为准。
● When the motor is approved under various safety standards, the model name on the nameplate is the approved model name.
● Note "sAit means the voltage 110v. the assemblycapacitor vaule it is according the labe.

●减速箱减速比/性能对照表 Gear reduction ratio/performance comparison

减速比 Gear Ratio		3	3.6	5	6	7.5	9	10	12.5	15	18	20	25	30	36	40	50	60	75	90	100	120	150	180	200
50Hz	转速 Speed r/min	450	375	270	225	180	150	135	108	90	75	67.5	54	45	37.5	33.7	27	22.5	18	15	13.5	11	9	7.5	6.75
	转矩 Torque N.m	0.99	1.18	1.64	1.97	2.47	2.96	3.29	4.11	4.93	5.33	5.92	7.40	8.88	10	10	10	10	10	10	10	10	10	10	10
60Hz	转速 Speed r/min	516	430	310	258	206	172	155	124	103	86	77.5	62	51.6	43	38.75	31	25.8	20.6	17.2	15.5	12.9	10.3	8.6	7.75
	转矩 Torque N.m	0.86	1.03	1.43	1.72	2.14	2.57	2.86	3.57	4.29	4.63	5.15	6.43	7.72	9.26	9.5	10	10	10	10	10	10	10	10	10

●表中转速是以电机的平均转速为基数除以减速比而算出的数值。实际转速将随负载大小而变化，变化范围 2~20%。
●表中 ▒ 色框表示输出轴的旋转方向与电机旋转方向相反。
●表中转矩是以电机额定转矩 × 减速比 × 传动效率计算而得。
●减速箱的最大容许转矩为 10N·M。
● In the table, the speed is calculated from the base of the motor's average speed divided by the deceleration ratio.The actual speed will vary with the load, ranging from 2 % to 20%.
● The ▒ box in the table indicates that the rotation direction of the output axis is opposite to that of the motor.
● Table transfer torque is calculated from motor rated torque * deceleration ratio * transmission efficiency.
● The maximum allowable torque of the decelerator is 10N·M.

STEPPERONLINE®

●外形尺寸（单位mm）Dimension (unit mm)

●圆轴电机
重量 Weight: 2.7kg

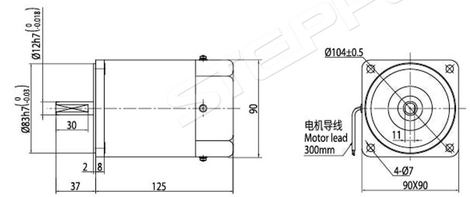

●组合：引线型电机 + 标准减速箱（减速比 1:3~200）
重量 Weight: 4.05kg

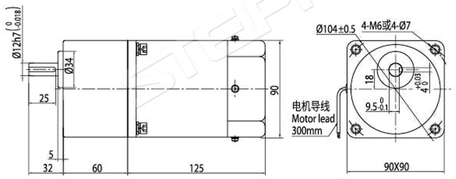

●组合：接线盒（可选，详见 P150）型电机 + 标准减速箱（减速比 1:3~200）
重量 Weight: 4.2kg

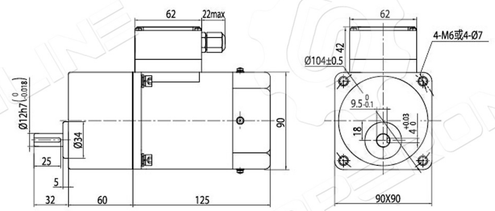

●中间齿轮箱 Decimal Gearhead
可安装在 GN 齿轮轴型上 Can be connected to GN pinion shafe type
电动机外形与齿轮轴型相同 5GN10XK
重量 Weight：0.6kg

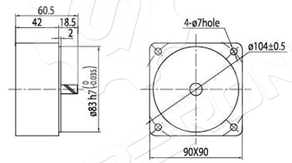

●键（减速器附件）

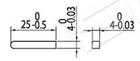

●短箱体Short Gear Box

●其中速比 3~18 可以做成短型减速箱 , 高度为 42mm。Gear ratio 3~18, short case is possible，Height of 42 mm.

●接线图Wiring Diagram

●运转方向指从电机轴看来的方向。CW 表示顺时针方向，CCW 表示逆时针方向。
●表中所记型号为齿轮轴型，圆轴型亦同。
● The direction ol motor rotation is as viewed from the shaft end of motoc CW represents the clockwise direction, whle CCW represents the counterdockwise direction.
● Name indicated in the list is pinion shaft we, also valid for the equivalent round shaft type.

5IK60GN-AF、5IK60GN-CF

顺时针方向 CW　　逆时针方向 CCW

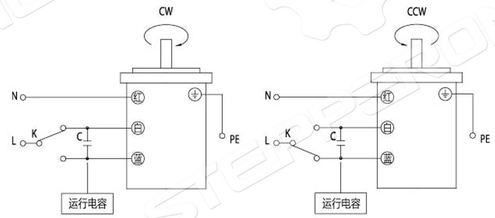

5IK60GN-SF、5IK60GN-S3F

顺时针方向 CW

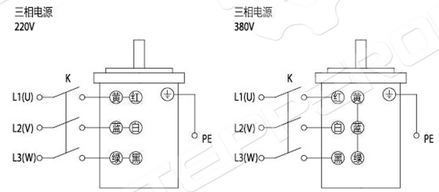

三相电机若对换任意两条电源线顺序，可实现反向运转。
To change the rotation direction change any twoconnections among.

●请注意Note

单相电机运转方向的转换应在电机停止后进行。
若在电机运转时转换运转方向，可能发生无法转换运转方向或须费时较久的情况。
Change the direction of single-phase motor rotation only after bring the motor to a stop.
If an attempt is made to change the direction of rotation while the motor is rotating, motor may ignore reversing command or change its direction of rotation after some delay.